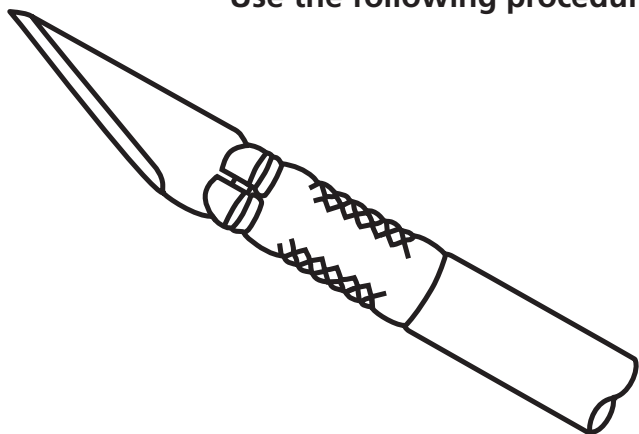


Swann-Morton®

How do I change the blades on my ACM Knife ?

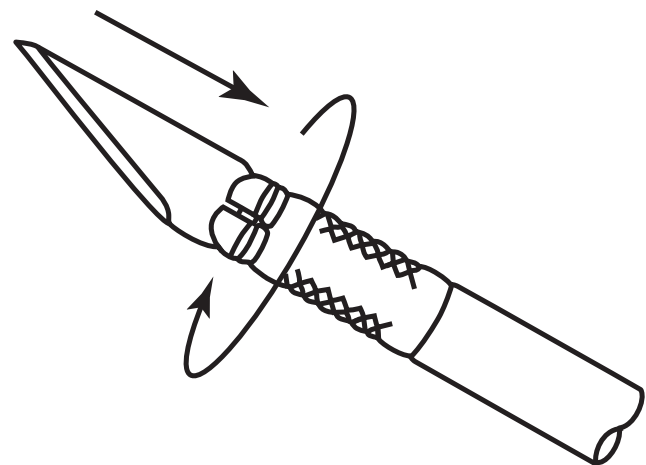
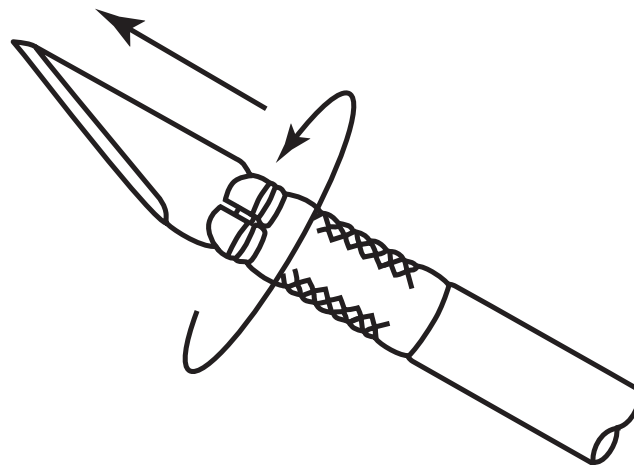
Use the following procedure to **detach/attach** a surgical blade:



Twist the knurled collar clockwise to loosen the handle and pull out the old blade avoiding the cutting edge.

Insert a new blade and turn the collar anti-clockwise to tighten.

Always hold the knife handle with the blade pointing away from yourself.



CAUTION - SHARP
BLADES - HANDLE
WITH CARE

For more information on The Professional Range, The Trimaway and The ACM Range,
please go to our website

www.craftknives.co.uk